



# LIVESTOCK LIST

## Schute Bell Livestock



22 November 2024



### For Sale



## Guyra Sheep Sale

### IMPORTANT NOTICE

*Guyra Sheep & Lamb Sales will now be conducted fortnightly on Tuesdays*

*Commencing 9.00am*

*Guyra Saleyards*



## Armidale Cattle Sale

*Conducted fortnightly on Thursdays*

156 First Cross Border Leicester x Merino Ewes. August 2022 Drop, Red Tag. Non Mulesed.

Shorn 3<sup>rd</sup> September. Weaned 128% Lambs. 2<sup>nd</sup> August Drenched with Q Drench & Backlined with Zotel 3<sup>rd</sup> September.

Bloodlines: Broula Blood Ewes by Elerada (cadelle Blood) Border Leicester Rams.

Ready to Join. Price \$250+ Gst.

**Robert Worner Schute Bell Wagga 0428 672 066**

## ENTRIES INVITED

### Contact

Graham Andrews 0400 342 227

Todd Clark 0428 248 427

Adam Nordstrom 0491 837 947

Phil Evans 0429 632 523



**New In Store**  
**FAGAN Shearing Jeans**

Schute Bell Inverell  
1 Wyndham St | 0267 221 888

**IN STOCK**

*Courela*  
Shearing Supplies

**Shearing Range**  
Come in store for shearers trousers, dungas, long tailed shearers singlets and windcheaters.



Schute Bell Badgery Lumby  
1 Wyndham St, Inverell Phone 02 6722 1888

**NEW IN STOCK**

**ICON SFX**  
Enhanced maneuverability with a new tension sleeve shape.  
Reduced strain and improved balance due to a lighter back joint.  
Smoother operation and reduced noise with new cog material.



Schute Bell Badgery Lumby  
1 Wyndham St, Inverell Phone 02 6722 1888

Head Office



(02) 9892 0700

Yennora Wool Centre,  
Gate 2 Dennistoun Av,  
Guildford NSW 2161  
PO Box 1036,  
Merrylands NSW 2160

[www.schutebell.com.au](http://www.schutebell.com.au)

**“Elton”, Armidale**

Perfect lifestyle farm in an ideal location

- Perfect lifestyle farm in an ideal location
- Fertile Basalt soils
- Easy commute to Armidale
- Many desirable home sites

**Area & Tenure:**  
29.18 Ha (72.10 Acres) Freehold  
Uralla Shire  
Lot 4 in DP 650487

**Situation:**  
Pinegrove Road Invergowrie, 4 1/2 Kms East of Invergowrie, 13 Kms West of Armidale City.

**Rainfall:**  
770 mm (31 inches)

**Services:**  
Armidale City offers some of the best of regional services in NSW with excellent educational, retail and health facilities. Invergowrie has a general store.




**Description of Country:**  
Level to gently undulating fertile basalt soils with Black Sally and Pine as shade and shelter. Mixture of improved and natural grasses and clovers.

**Cultivation:**  
Approximately 90% arable

**Water:**  
Watered by one dam and a bore equipped with a solar pump servicing a poly tank and 2 troughs.

**Fencing:**  
Fenced into one paddock with a combination of Netting/Barb and Hinge joint/Barb.

**Expressions of Interest. Concluding Wednesday 11th December 2024**

Schute Bell Property

Schute Bell Badgery Lumby  
Cam McIvor  
0429 900 118

Todd Clark  
0428 248 427  
[www.schutebell.com.au](http://www.schutebell.com.au)

This information has been obtained from our vendor(s) and third parties. We make no representations to its accuracy. All computer images, maps and photographs are indicative only. We are merely passing the information on. Interested parties should make their own enquiries.